

All Rights Reserved

Materials and specifications are subject to change without notice. Featured machines in photos may include additional equipment. See your XCMG dealer for available options.



Hydraulic Excavators  
**XE90U**



**XCMG MINING EQUIPMENT AUSTRALIA PTY LTD**  
Add:31-33 Westpool drive, Hallam, Vic,3803,Australia  
Phone: +61 0411 591 394  
Email: royrossini@xcmg.com  
xcmgaustralia@xcmg.com

**XUZHOU CONSTRUCTION MACHINERY GROUP IMP.& EXP.CO., LTD**  
Add:NO.1,Tuolanshan Road, Xuzhou Economic Developing Zone,Jiangsu, China 221004  
Tel: +86 (0) 516 8773 9228  
Fax: +86 (0) 516 8773 9230  
E-mail: royrossini@xcmg.com xcmgaustralia@xcmg.com

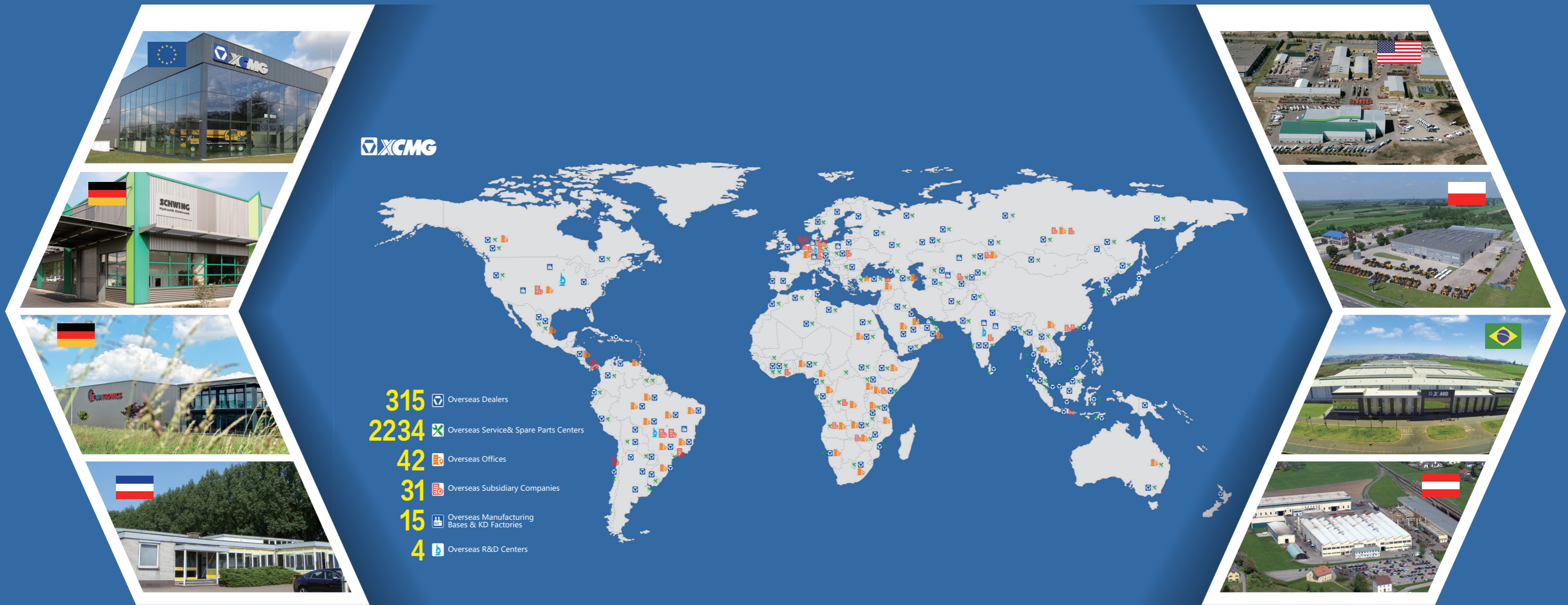
[www.xcmg.com](http://www.xcmg.com)

Specifications and designs are subject to change without notice. Machines shown may include optional equipment.

HWA90-10-23-01

Operating weight: 9,500 kg  
Rated power: 54.6 kW  
Bucket capacity: 0.35 m<sup>3</sup>





## INTRODUCTION OF XCMG

Founded in 1943, XCMG is a multinational corporation with the most comprehensive range of competitive, influential products in the construction machinery industry. Our business covers eight key areas: construction machinery, heavy trucks, mining machinery, sanitation machinery, machinery components, construction, finance, and the ICT industry. XCMG has established a global R&D network with a total of six centers in China, the US, Germany, Brazil and India, with China national technology center at its core. In addition to a number of manufacturing bases in China, the US, Germany, the Netherlands, Poland, Austria, Brazil, India, and Uzbekistan, we possess two complete machine brands (XCMG, Schwing), and several component brands including FT, AMCA. It is the strength of this global R&D network and manufacturing operations that has made XCMG the industry leading global construction equipment manufacturer that it is today. For more than 30 years, XCMG has been sowing the seeds of overseas development as the No. 1 exporter in China's construction machinery industry. Today, we have 42 branches and offices, 315 distributors, 526 contractors in 191 countries and regions worldwide and are still growing rapidly.

## XCMG IN AUSTRALIA

Since its foundation in 2006, XCMG is gradually establishing a complete network including: local distribution, supply chain management and an integrated customer services and training. Nowadays, with one headquarter in Adelaide, XCMG Australia has 6 professional dealers focusing on construction equipment business. Meanwhile, XCMG has deep connections with mining giants like Rio Tinto, BHP and MMG in Australia.

Our local professional team and cutting-edge innovation platform guarantee that our products are carefully crafted to the smallest detail according to the diverse needs of Australian customers.



## ► 54.6kW powerful engine(the largest in this tonne industry)

Kubota V3307 Stage V emission common rail diesel engine with EGR, DOC, and DPF technology, XCMG has tuned it specifically for construction machinery. The engine output is significantly increased, which thereby shortens the digging cycle time remarkably. XE90U attains high performances without reducing the speed even when heavy a load is applied or when travelling on a slope.

### Versatile abilities

The left 62 °and right 50 °angle swing boom, together with short tail design, XE90U can handle a wider range of loads, and can work in more restrictive spaces than traditional tail swing excavators.

AUX1, AUX2, drain oil lines, and hitch lines are standard for great multi-attachments capabilities. Specially designed blade float allows for easy clean up.



### Exceptional Heavy-duty

Enhanced boom and arm, slew bearing, lower rollers, and more powerful dual speed track motors, together with dual filtration intake air system allow for exceptional heavy-duty performance.

### Safety

Standard equipment on the XE90U, the anti-drop valves for boom, arm and blade prevent an elevated load from dropping unexpectedly.



## ► Ergonomic and Comfortable

The XE90U is designed to provide you with the best working conditions. The cab has a wide entrance door, which makes it more accessible. The OPG/ROPS(ISO 3471) cabin maximizes your safety.



- 1 Safety lever
- 2 Color LCD monitor
- 3 Control lever
- 4 Air-suspension seat
- 5 Emergency hammer
- 6 Air conditioning
- 7 Proportional hydraulic joysticks
- 8 Foldable walking pedal
- 9 Adjustable arm rest

# Easy Access for Maintenance

## ► Easy Service Access

Our XE90U was developed with particular attention to easy service access. With a single access point for the daily maintenance of all main components, fuel level gauge, and refueling through the lockable cap.



- 1 Coolant
- 2 Air filter
- 3 Radiator
- 4 Engine postprocessor

# Technical Specifications

## ■ Engine

	XE90U
Model	Kubota V3307CRTE5
Direct injection	√
Four strokes	√
Water cooled	√
Turbocharged	√
Air to air intercooler	/
Number of cylinders	4
Rated power/speed	54.6/2,200 kW/rpm
Maximum torque/speed	265/1,500 N.m
Piston displacement	3.3 L

## ■ Hydraulic system

	XE90U
Main pump	/
Rated flow of main pump	219 L/min
Relief valve setting pressure	30 MPa
Travel system pressure	30 MPa
Swing system pressure	23.5 MPa
Pilot system pressure	3.5 MPa

## ■ Oil capacity

	XE90U
Fuel tank capacity	130 L
Hydraulic tank capacity	110 L
Engine oil capacity	10 L

## ■ Main performance

	XE90U
Travel speed (H/L)	4.9/2.7 km/h
Swing speed	12 r/min
Gradeability	≤30 °
Ground pressure	48 kPa
Bucket digging force	64 kN
Arm digging force	41 kN
Maximum tractive force	64 kN
Boom offset (Left)	62 °
Boom offset (Right)	50 °

## ■ Standard

	XE90U
Length of boom	3,400 mm
Length of arm	1,823 mm
Bucket capacity	0.35 m <sup>3</sup>

## ■ Optional

	XE90U
Length of boom	/
Length of arm	/
Bucket capacity	/

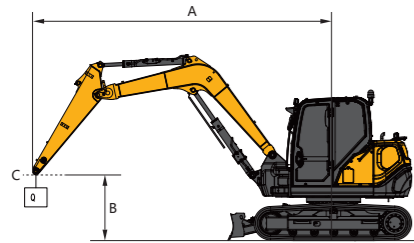


## XE90U

■ Cab • standard arm (1,820 mm) • standard counterweight and additional counterweight • without bucket

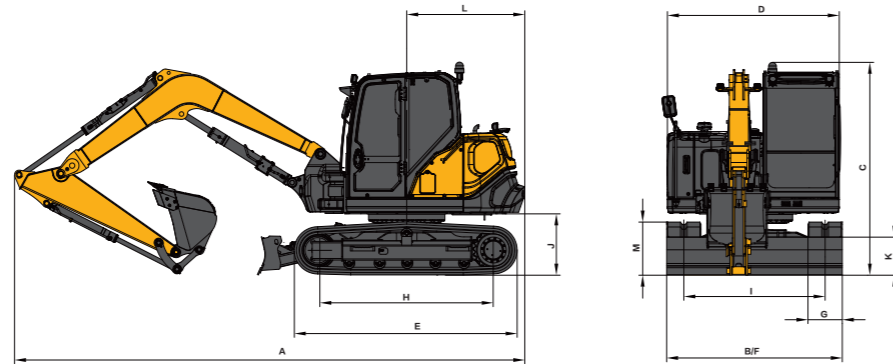
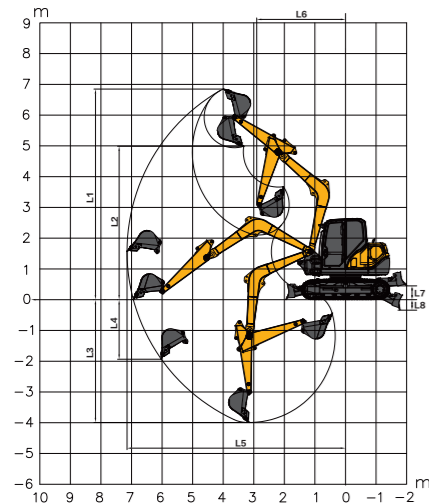
B	A	1.0 m		2.0 m		3.0 m		4.0 m		5.0 m		6.0 m		At Max.Reach		Max Radius (mm)
		📏	📏	📏	📏	📏	📏	📏	📏	📏	📏	📏	📏	📏		
6 m	kg					3,436	3,167	2,410	1,985					1,768	1,424	4,000
5 m	kg					2,712	2,712	2,471	1,991	1,722	1,395			1,333	1,075	5,000
4 m	kg							2,406	1,928	1,697	1,371	1,268	1,024	1,136	914	6,000
3 m	kg									1,639	1,316	1,247	1,004	1,034	829	6,000
2 m	kg									1,570	1,251	1,214	973	987	789	6,000
1 m	kg									1,513	1,196	1,183	943	980	783	6,000
0 m	kg									1,480	1,165	1,164	925	1,016	811	6,000
-1 m	kg							2,009	1,556	1,474	1,160	1,166	927	1,077	883	6,000
-2 m	kg							1,639	1,586	1,293	1,182			688	688	5,000

📏 : Over front  
📏 : Over side or 360°



A- Reach from swing centerline to arm top  
B- Arm top height above/below ground  
C- Lift point

- The lifting capacity is based on the ISO10567 standard.
- \* = The maximum lifting capacity is limited by the hydraulic capacity of the machine.
- The lifting capacity does not exceed 87 % of the hydraulic capacity or 75 % of the tipping load with the machine on level and firm ground.
- The operator should be familiar with the machines operating- and maintenance manual. Local regulations concerning the safe operation of machinery must be followed at all times.
- The lift diagrams only covers machines that are originally built by XCMG; without lifting chains and any other lifting equipment.
- When the excavator is used to lift or handle materials, it must comply with local regulations and be equipped with the necessary hose burst valves and an overload warning device complying with EN474-5.



### Working range

		XE90U
L1	Max. digging height	6,850 mm
L2	Max. dumping height	4,988 mm
L3	Max. digging depth	3,993 mm
L4	Max. vertical wall digging depth	1,935 mm
L5	Max. digging reach	7,145 mm
L6	Min. swing radius	2,900 mm
L7	Maximum dozer lifting height	482 mm
L8	Maximum dozer cutting depth	307 mm

### Dimensions

		XE90U
A	Overall length	6,585 mm
B	Overall width	2,300 mm
C	Overall height	2,730 mm
D	Width of platform	2,250 mm
E	Length of crawler	2,900 mm
F	Overall width of chassis	2,300 mm
G	Width of crawler	450 mm
H	Track length on ground	2,272 mm
I	Crawler gauge	1,850 mm
J	Clearance under counterweight	818.5 mm
K	Min. ground clearance	386.5 mm
L	Min. tail swing radius	1,450/1,545 mm
M	Height of track	698 mm

## Standard and optional equipment

### Engine

Engine model	V3307
Emission class	EU Satage V
DOC	●
DPF	●
Oil-water separator with water level indicator sensor	●
Radial Seal Air Filter	●
Air pre-filter	●
Radiator	●
Oil slick	●
Oil-water quick release device	●
IDLE	●
Gas pump	○

### Hydraulic system

Single and dual pipe	●
Coupler pipe	●
Rotating machine pipe	●
Hydraulic oil ISO VG 46	●
Hydraulic oil ISO VG 32	○
Hydraulic oil ISO VG 68	○
Left and right electric proportional joystick	●
Spare Valve Plate	●
Instrument pressure monitoring	●
Bulldozer Float	●
Lifting overload alarm	●
Auxiliary pipe plugs	○
Auxiliary pipe stop valve	●

### Cab & Interior

Air suspension seat	●
Upper and lower adjustable seat armrests	●
70/30 split front windshield	●
Tempered windshields and other tempered windows	●
Sliding upper door windows	●
AC	●
Color LCD display that shows warning messages, filter/fluid change information and hours of operation	●
Ride control pedal with removable manual joystick	●
Two stereo speakers	●
Beverage Cup Holder	●
Coat hook	●
Washable floor mats	●
Seat belts	●
High-Low Speed Shift	●
Work device Attachment Reservation Switch	●
Top sunroof	●
Wiper	●
File	●
Rear window emergency exit	●
Emergency escape hammer	●
Cab awning	●
Top protection net	○
Front upper protection net	○
Front lower protection net	○

### Undercarriage

450 mm rubber tracks	○
One rail clamp on each side of the track	●
2 x 40 joint tracks, 2 x 5 track roller	●
2 x 1 carrier roller	●
Chassis Traction Ring	●
450 mm (17.7") rubber tracks	○
2 x 40 joint, 450 mm (17.7") triple grouser shoes	●
Protector kits: chassis bottom plate, travel motor plate	●
2x40 track rubber blocks	●
Dozer blade	●

### Work device

Boom 3.4 m	●
Stick 1.82 m	●
Bucket 0.35 m³	●
Bucket 0.1 m³	○
Bucket 0.14 m³	○
Bucket 0.2 m³	○
Bucket 0.5 m³	○

### Electrical system

Battery (950 CCA)	●
90 A alternator	●
3 kW starter motor	●
AM-FM radio with digital display	●
DAB Bluetooth Digital Radio	○
LED Walking Alarm Light	●
LED work light in front of cab 2pcs	●
LED work light in front of cab 1pc	●
Work device led light 2pcs	●
12 V power connector	●
Cab interior lighting	●
Rear hood LED headlight 1pc	●
Rear View Camera	●
1.25 t counterweight	●
0.25 t counterweight	●

### Safety and guards

Lock for the cab door and each cabin	●
Alarm horn	●
Quick coupler alarm	●
Quick coupler button with alarm	●
Wiper Motor Protection Box	●
Battery disconnect switch	●
Overheating alarm	●
Anti-skid plate/anti-skid sticker	●
Hydraulic safety locking lever	●
left and right rearview mirrors	●
Cab's rearview mirror	●
Anti-burst valve on the boom	●
Anti-burst valve on the boom protection net	●
ROPS	●
OPG	○
Marker	●

● - Standard configuration ○ - Optional

# Optimum services , XCMG Guaranteed



XCMG-approved attachments



Genuine parts



Extension of warranty



Financial solutions



Maintenance contract



Telematics

## Professional Integrated Complete Solutions


The XCMG group has built a strong reputation based on the quality, reliability and durability of its construction machinery. What's more, XCMG has gradually established a service network to constantly provide its local integrated and highly efficient complete solutions for all customers.

## Full Range of Services Ready for you

In order to respond to your needs as fast as possible, XCMG experts are on their way to your job site from one of our facilities near you. Full range of services are available in order to reduce your total cost of ownership and increase your revenue.



## XCMG Global Spare Parts System



Mobile cranes



Excavators



Aerial work platforms



Wheel loaders



Road machinery

