



# Hydraulic Excavators XE19U



**XCMG MINING EQUIPMENT AUSTRALIA PTY LTD**  
Add:31-33 Westpool drive, Hallam, Vic,3803,Australia  
Phone: +61 0411 591 394  
Email: royrossini@xcmg.com  
xcmgaustralia@xcmg.com

**XUZHOU CONSTRUCTION MACHINERY GROUP IMP. & EXP.CO., LTD**  
Add:NO.1,Tuolanshan Road, Xuzhou Economic Developing Zone,Jiangsu,  
China 221004  
Tel: +86 (0) 516 8773 9228  
Fax: +86 (0) 516 8773 9230  
E-mail: royrossini@xcmg.com xcmgaustralia@xcmg.com

[www.xcmg.com](http://www.xcmg.com)

Specifications and designs are subject to change without notice. Machines shown may include optional equipment.

HWA19-09-24-2

Rated Power: 15.4 kW  
Operating Weight: 1.9 T  
Bucket Capacity: 0.02-0.07 m<sup>3</sup>



**300+** Overseas Dealer

**2000+** Overseas Service Network

**40** Overseas Office

**30** Overseas Company

**15+** Overseas Manufacturing Base and KD Factory

**6** Global R&D Center



## INTRODUCTION OF XCMG

Founded in 1943, XCMG is a multinational corporation with the most comprehensive range of competitive, influential products in the construction machinery industry. Our business covers eight key areas: construction machinery, heavy trucks, mining machinery, sanitation machinery, machinery components, construction, finance, and the ICT industry. XCMG has established a global R&D network with a total of 6 centers around the world, the US, Germany, Brazil, India and Australia R&D centers, with the China national technology center as its core. In addition to a number of manufacturing bases in China, there are the US, Germany, Netherlands, Poland, Austria, Brazil, India, and Uzbekistan manufacturing bases. XCMG possess two complete machine brands (XCMG, Schwing), and several component brands including FT and AMCA. The strength of this global R&D network and the manufacturing operations have made XCMG the industry-leading global construction equipment manufacturer by today. For more than 30 years, XCMG has been sowing the seeds of overseas development as the No. 1 exporter in China's construction machinery industry. Today, we have 40 overseas offices and 300+ overseas dealers in 190+ countries and regions worldwide and are still growing rapidly.

## XCMG IN AUSTRALIA

Since its foundation in 2006, XCMG is gradually establishing a complete network including: local distribution, supply chain management and an integrated customer services and training. Nowadays, with one headquarter in Melbourne, XCMG Australia has established professional dealers in every state focusing on construction equipment business. Meanwhile, XCMG has deep connections with mining giants like Rio Tinto, BHP and MMG in Australia.

Our local professional team and cutting-edge innovation platform guarantee that our products are carefully crafted to the smallest detail according to the diverse needs of Australian customers.



## ► A Compact Model with High Performance

This mini excavator is ready for today's tough jobs. The XE19U with OPG/TOPS/ROPS (ISO 3471) canopy provides excellent visibility, stability, optimal comfort, and safety. For tough jobs in tight corners that demand precision control and state-of-the-art performance. The XE19U is ready to work, offering the following advanced features: Short-tail swing, hydraulic retractable undercarriage, boom swing, short and long arm, and powerful digging forces. Add high reliability, low operating costs, and superior efficiency, you have the ideal mini excavator for a wide range of modern jobs.

### Short-tail swing

With short-tail swing, even the tightest space becomes an efficient work place. As the starting point for developing our short-tail XE19U, balance and fast and smooth operation were our main targets. The result is a compact excavator with excellent balance, which comes to its full potential in urban environments, landscaping, and small demolition in and outside buildings.

### Retractable Undercarriage

With the standard hydraulic retractable undercarriage, passing through narrow doorways and gates becomes very easy. The undercarriage guarantees the operator better stability together with improved lifting and loading performance.

### Boom Swing

The left and right boom swing angle supports complex operating conditions like parallel wall digging or working in narrow spaces.

### AUX1 Double Working Attachment Pipeline as Standard

The auxiliary pipeline provides single-way as well as dual-way hydraulic control, for easy control of attachments.



## ► Large Operator Environment with Ergonomic Control Layout

The XE19U provides an uncompromised operator environment – which, together with excellent visibility, provides unmatched operator comfort and safety. This machine is built around the operator – providing optimal ergonomics for operators of all sizes. Access to the seat is convenient thanks to the large entry.




- 1 Operator station
- 2 Boom swing pedal
- 3 AUX1 pedal
- 4 Safety lever
- 5 Dozer blade control lever
- 6 Throttle lever
- 7 LCD color monitor
- 8 Joystick
- 9 Traveling control levers
- 10 Power switch
- 11 Pattern change

## ► Easy Service Access

The XE19U was developed with particular attention to ease of service access. With a single access point for the daily maintenance of all main components, a fuel level gauge and refueling through the lockable cap.



The XE19U is designed for lower maintenance costs with longer service intervals—resulting in more machine availability on-site. Meanwhile, skilled XCMG-trained technicians are available to provide extra support when needed.



- 1 Oil level gauge
- 2 Oil filter
- 3 Diesel filter
- 4 Oil-water separator

- 5 Auxiliary water tank
- 6 Air filter
- 7 Start motor

## ■ Engine

	XE19U
Make/model	Kubota/D1105/EU Stage V
Fuel/cooling	Diesel/Liquid, forced circulation
No. of cylinders	3
Piston displacement	1123 cm <sup>3</sup>
Power output	15.4 kW (20.9hp) /2400 rpm (ISO 14396)
Max torque	70.3 N·m/1600 rpm
Bore × stroke	78.0 mm × 78.4 mm
Alternator	12 V/40 A

## ■ Hydraulic system

This XCMG design allows independent and combined operations of all functions by hydraulic pilot-controlled levers.

### • Pump

	XE19U
Type	Load-sensing axial-piston pump with variable displacement
Maximum system flow rate	50.6 L/min
AUX1 breaking flow	47 L/min
AUX1 two-way flow	47 L/min

### • Maximum system pressure

	XE19U
Relief valve setting pressure	25.3 MPa
Travel system	25.3 MPa
Swing system	11 MPa
Pilot system	3.5 MPa

## ■ Undercarriage

Retractable undercarriage. The heavy-duty crawler chassis is very resilient with its fully welded, stress-free structure. Long service life is ensured by the use of first-class materials: hydraulic chain adjusters with shock-absorbing return springs, lifetime-lubricated track rollers and idlers.

### • Number of rollers and track shoes

	XE19U
Bottom rollers (per side)	3
Track shoes Rubber	Rubber
Overall track length	1564 mm
Shoe width	230 mm

## ■ Weight

	XE19U
Operating weight with canopy and bucket (ISO 6016)	1900 kg
Ground pressure with rubber tracks	0.336 kgf/cm <sup>2</sup>
Transport mass (no attachment)	1825 kg
Weight of rubber tracks	63 kg

## ■ Fluid capacities

	XE19U
Cooling system (radiator capacity)	5 L
Engine lubrication plus oil filter	5.1 L
Fuel tank	27 L
Hydraulic tank	19 L
Hydraulic system	29 L

## ■ Environment

Noise levels comply with environmental regulations (dynamic values).

### • Noise emission

	XE19U
Noise level LwA (ISO 6395)	93 dB(A)

## ■ Swing mechanism

A high-torque, axial piston motor with a planetary reduction gear bathed in oil. Swing circle is single-row, shear type ball bearing with induction-hardened internal gear. Internal gear and pinion gear are immersed in lubricant. A two-position swing lock secures the upper structure for transportation.

### • Swing system

	XE19U
Boom swing, left	60°
Boom swing, right	50°
Slew rate	10 rpm

## ■ Drive

Each track is driven by an independent, high-torque, axial piston motor through planetary reduction gears. Two control levers provide smooth travel upon demand.

### • Speed & traction

	XE19U
Travel speed (low - high)	2.2-4.2 km/h
Traction force	21.4 kN
Gradeability	30°

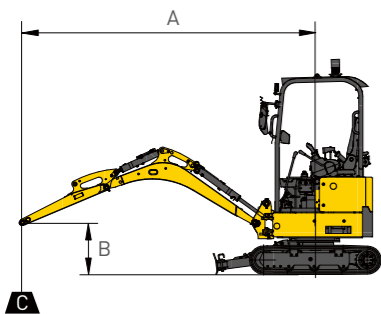
## ■ Digging forces (ISO 6015)

	XE19U
Digging force, standard arm (ISO 6015)	10 kN
Digging force, bucket (ISO 6015)	16 kN

## XE19U

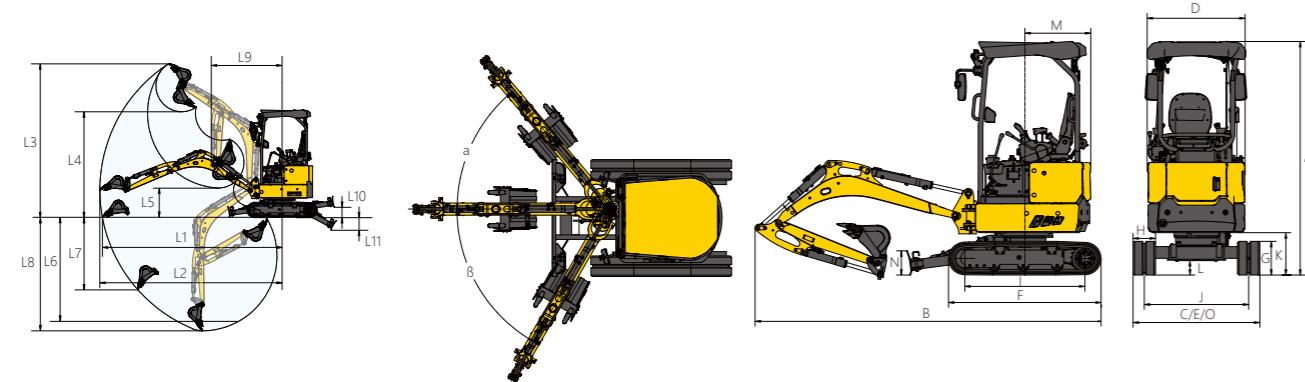
■ Canopy • standard arm (1090 mm) • extended undercarriage • without bucket

B	A	1.0 m		1.5 m		2.0 m		2.5 m		3.0 m		At Max.Reach		
		⊙	☉	⊙	☉	⊙	☉	⊙	☉	⊙	☉	⊙	☉	
2.5 m	kg							*342.1	*342.1			358.6	337	2.739 m
2.0 m	kg							*345.4	*345.4	313.4	294.5	296.5	278.5	3.109 m
1.5 m	kg							406.9	382.1	311.2	292.4	265.6	249.3	3.336 m
1.0 m	kg					549.9	514	396.9	372.2	306.3	287.4	250	234.6	3.455 m
0.5 m	kg					528.1	492.5	386	361.3	300.4	281.6	244.7	229.5	3.480 m
0.0 m	kg			*682.3	*682.3	514.5	479.2	377.3	352.8	295.3	276.6	248.7	233.1	3.413 m
-0.5 m	kg	*764.5	*764.5	801.2	739.7	509	473.7	372.4	347.9	292.3	273.6	263.8	247.1	3.248 m
-1.0 m	kg	999	999	804.8	743.2	508.8	473.6	371.5	347			297.3	278.3	2.963 m
-1.5 m	kg	999	999	*758.7	751.8/	*466	*466	*324.9	*324.9			*324.9	*324.9	2.500 m



⊙ : Over front  
☉ : Over side or 360°

- The lifting capacity is based on the ISO10567 standard.
- \* = The maximum lifting capacity is limited by the hydraulic capacity of the machine.
- The lifting capacity does not exceed 87% of the hydraulic capacity or 75 % of the tipping load with the machine on level and firm ground.
- The operator should be familiar with the machines operating- and maintenance manual. Local regulations concerning the safe operation of machinery must be followed at all times.
- The lift diagrams only covers machines that are originally built by XCMG; without lifting chains and any other lifting equipment.
- When the excavator is used to lift or handle materials, it must comply with local regulations.



### Working range

	XE19U	
L1	Maximum reach	4055 mm
L2	Maximum reach at GRP	3995 mm
L3	Maximum digging height	3420 mm
L4	Maximum unloading height	2455 mm
L5	Minimum unloading height	660 mm
L6	8 ft. level floor digging depth	1890 mm
L7	Maximum vertical digging depth	1970 mm
L8	Maximum digging depth	2520 mm
L9	Minimum swing radius	1575 mm
L10	Maximum lifting height of dozer blade	230 mm
L11	Max. cutting depth of dozer blade	280 mm
a	Boom deflection angle (left)	60°
B	Boom deflection angle (right)	50°

### Dimensions

	XE19U	
A	Overall height	2560 mm
B	Overall length	3550 mm
C	Overall width	1300/990 mm
D	Upper structure width	990 mm
E	Chassis width (extended/retracted)	1300/990 mm
F	Track length	1564 mm
G	Track height	346 mm
H	Standard track shoe width	230 mm
I	Track wheelbase	1230 mm
J	Track gauge (extended/retracted)	1070/760 mm
K	Counterweight ground clearance	435 mm
L	Minimum ground clearance	148 mm
M	Tail swing radius	675 mm
N	Dozer blade height	250 mm
O	Dozer blade width (unfolded/folded)	1300/990 mm

### Work equipment

1.81 m boom	●
1.09 m arm	●
Boom swing	●

### Undercarriage

Extendable undercarriage (990/1300 mm)	●
230 mm rubber track	●
Dozer blade	●

### Canopy

Canopy (TOPS/ROPS/OPG)	●
Mechanical suspension seat	●

### Hydraulics

BHL control pattern change	●
Auxiliary piping (single/double-acting, switchable)	●
Dozer blade holding valve	●
Quick-coupler piping	●

### Electric

Rotating warning beacon	●
Travel alarm	●
12 V power outlet	●
Displayer languages: Chinese, English, Russian, Portuguese, Spanish, French, Italian, German	●
Front 2 (standard)	●
Front 2, back 1	○

### Other Equipment


0.16 T counterweight	●
Manual centralized lubrication system	●

### Attachments

Quick coupler 1: Miller mechanical quick coupler (CE)	○
Quick coupler 2: Miller hydraulic quick coupler (CE)	○
Hammer 1: Side type hydraulic hammer	○
Hammer 2: Silence type hydraulic hammer	○
General duty bucket 1: capacity 0.04 m <sup>3</sup> , width 489 mm, weight 44 kg	○
General duty bucket 2: capacity 0.02 m <sup>3</sup> , width 300 mm, weight 33 kg	○
General duty bucket 3: capacity 0.03 m <sup>3</sup> , width 450 mm, weight 38 kg	○
Tilt bucket 1: capacity 0.07 m <sup>3</sup> , width 900 mm, weight 89 kg	○
Ditch cleaning bucket 1: capacity 0.06 m <sup>3</sup> , width 900 mm, weight 60 kg	○
Ripper: weight 20 kg	○

Standard: ●  
Optional: ○

# Optimum Services, XCMG Guaranteed



XCMG-approved attachments



Genuine parts



Extension of warranty



Financial solutions



Maintenance contract



Telematics

## Professional Integrated Complete Solutions

The XCMG group has built a strong reputation based on the quality, reliability and durability of its construction machinery. What's more, XCMG has gradually established a service network to constantly provide its local integrated and highly efficient complete solutions for all customers.



## Full Range of Services Ready for you

In order to respond to your needs as fast as possible, XCMG experts are on their way to your job site from one of our facilities near you. A Full range of services is available in order to reduce your total cost of ownership and increase your revenue.

### XCMG Global Spare Parts System



Mobile cranes



Excavators



Aerial work platforms



Wheel loaders



Road machinery

